

# NADAC AUSTRALIA MERCHANDISE

## FOR EXHIBITORS

### WOMENS POLO SHIRT

Embroidered logo left chest



Embroidered under logo

NATIONALS 2021

Cost \$47.50



**SIZES** 8 - 24 [Size Guide](#)

**FABRIC** 65% Polyester, 35% Cotton Pique Knit - low pill yarn  
210 GSM  
UPF rating - Excellent [?](#)

**FEATURES** Contrast panel with piping  
Knitted collar and cuff  
Side splits with twill tape

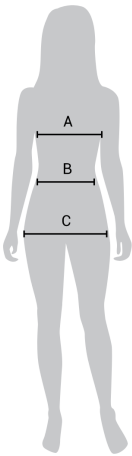
#### MEASUREMENTS

P10122 MODERN FIT	8	10	12	14	16	18	20	22	24
Garment ½ Chest (cm)	46.5	49	51.5	54	56.5	59	62	65	68

Womens Size Guide

Fashion Biz sizes are designed to fit average industry standards for the below body measurements. Please use this handy Body Measurement Guide to compare your own measurements and help you determine which size to order.

Use these measurements as a guide when selecting the right size garment, but also take into consideration the garment fit.



A. BUST

Measure under your arms and across shoulder blades, around the fullest part of your bust. Hold one finger between body and tape.

B. WAIST

Measure around your natural waistline while holding one finger between body and tape. This is the smallest part of your waist.

C. HIP

Measure around fullest part of your hips (about 20 - 24cm down from waist) while standing naturally.

PANT AND SKIRT LENGTHS

Pants and skirts will vary in length depending on the height of each individual and also their shape. All pants come with a hem allowance allowing for easy alterations.

Size			Bust		Waist		Hip	
	AUS/NZ	CA/US	cm	in	cm	in	cm	in
XXS	4	0	75-77	29.5-30.3	57-59	22.4-23.2	84-86	33.1-33.9
XS	6	2	78-82	30.7-32.3	60-64	23.6-25.2	87-91	34.2-35.8
XS - S	8	4	83-87	32.6-34.2	65-69	25.6-27.2	92-96	36.2-37.8
S	10	6	88-92	34.6-36.2	70-74	27.5-29.1	97-101	38.1-39
M	12	8	93-97	36.6-38.2	75-79	29.5-31.1	102-106	40.1-41.7
L	14	10	98-102	38.6-40.2	80-84	31.5-33.1	107-111	42.1-43.7
L-XL	16	12	103-108	40.6-42.5	85-90	33.5-35.4	112-117	44.1-46.1
XL	18	14	109-114	43-44.9	91-96	35.8-37.8	118-123	46.5-48.4
2XL	20	16	115-119	45.3-46.9	97-101	38.1-39.8	124-128	48.8-50.4
3XL	22	18	120-124	47.2-48.8	102-106	40.2-41.7	129-133	50.7-52.4
4XL	24	20	125-129	49.2-50.8	107-111	42.1-43.7	134-138	52.7-54.3
5XL	26	22	130-134	51.2-52	112-116	44.1-45.7	139-143	54.7-56.3
-	28	24	135-139	53-54.7	117-121	46.1-47.6	144-148	56.7-58.3
-	30	26	140-144	55.1-56.7	122-126	48-49.6	149-153	58.7-60.2
-	32	28	-	-	127-131	50-51.6	154-158	60.2-62.2



SLIM FIT / FITTED

Designed to sit close to the body and more fitted at the waist.



MODERN FIT / SEMI-FITTED

Gently shaped to follow the curve of the body, giving shape without being fitted.



EASY FIT

Relaxed looser fit with a longer line. Designed to be sit straight through the body.



TAILORED FIT

Mid rise, semi-slim through hip and thigh with a narrow leg.



REGULAR FIT

Mid rise, contoured through the hip and thigh with a straight leg.



EASY FIT

Mid rise with added ease through the seat, hip and thigh. Looser fit for extra comfort.

All measurements in this catalogue are approximate and are for reference only. Our size charts are a guide only and sizing may vary according to the style, fabric and fit of the actual garment. Waist specifications are measured at the natural waist which are to be considered even though garments will generally fit lower.

## MENS POLO SHIRT

Embroidered logo left chest




Embroidered under logo

NATIONALS 2021

Cost \$47.50



<b>SIZES</b>	S - 3XL, 5XL <a href="#">Size Guide</a>
<b>FABRIC</b>	65% Polyester, 35% Cotton Pique Knit - low pill yarn 210 GSM UPF rating - Excellent 
<b>FEATURES</b>	Contrast panel with piping Knitted collar and cuff Side splits with twill tape Loose pocket included

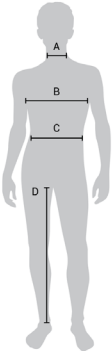
### MEASUREMENTS

P10112 MODERN FIT	S	M	L	XL	2XL	3XL	5XL
Garment ½ Chest (cm)	52	55	58	62	65	71	79

Mens Size Guide

Fashion Biz sizes are designed to fit average industry standards for the below body measurements. Please use this handy Body Measurement Guide to compare your own measurements and help you determine which size to order.

Use these measurements as a guide when selecting the right size garment, but also take into consideration the garment fit.



- A. NECK

Measure around the middle of your neck at collar level, keeping the tape loose to make allowance for comfort.
- B. CHEST

Measure under your arms and across shoulder blades, around the fullest part of your chest. Hold one finger between body and tape.
- C. WAIST

Measure around your natural waistline while holding one finger between body and tape. Measure over shirt at position your pants would normally sit.
- D. IN SEAM

Measure from the crotch seam to the bottom of the inside leg of a well-fitting pair of pants.

Size	Neck		Chest		Waist	
Shirts, Jackets, Outerwear	cm	in	cm	in	cm	in
XXS	34	13.4	87	34.3	72	28
XS	36	14.2	92	36.2	77	30
S	38	15	97	38.2	82	32
M	40	15.7	102	40.2	87	34
L	42	16.5	107	42.1	92	36
XL	44	17.3	112	44.1	97	38
2XL	46	18.1	117	46.1	102	40
3XL	48	18.9	122	48	107	42
4XL	50	19.7	127	50	112	44
5XL	52	20.5	132	52	117	46
-	-	-	137	54	122	48
-	-	-	142	56	127	50

Size	Waist		In Seam - Reg		In Seam - Stout	
Trousers	cm	in	cm	in	cm	in
72	72	28	80	31	-	-
77	77	30	81	32	-	-
82	82	32	81	32	-	-
87	87	34	82	32	-	-
92	92	36	82	32	-	-
97	97	38	83	33	-	-
102	102	40	83	33	-	-
107	107	42	84	33	81	32
112	112	44	84	33	81	32
117	117	46	84	33	82	32
122	122	48	84	33	82	32
127	127	50	84	33	83	33

**TAILORED / SLIM FIT**  
Tapered through the chest, shoulders and waist for a slim fit.

**CLASSIC FIT**  
Modern cut, with ease through the chest and shoulders.

**EASY FIT**  
Fuller, more generous cut for a relaxed fit.

**TAILORED FIT**  
Mid rise, semi-slim through hip and thigh with a narrower leg.

**REGULAR FIT**  
Mid rise, contoured through the hip and thigh with a straight leg.

**EASY FIT**  
Mid rise with added ease through the seat, hip and thigh. Looser fit for extra comfort..

All measurements in this catalogue are approximate and are for reference only. Our size charts are a guide only and sizing may vary according to the style, fabric and fit of the actual garment. Waist specifications are measured at the natural waist which are to be considered even though garments will generally fit lower.

UNISEX JACKET

Embroidered logo left chest

Cost \$125.50



- SIZES

XS - 3XL, 5XL    [Size Guide](#)
- FABRIC

Outer: 100% Nylon - PU Coated Performance Fabric  
Body Lining: 100% Polyester Micro Fleece  
Sleeve Lining: 100% Polyester
- FEATURES

Contrast panels with piping  
Concealed hood with 2 way full zip and storm flap  
Internal pocket  
Front right chest pocket with audio port access  
Zipper access for embroidery

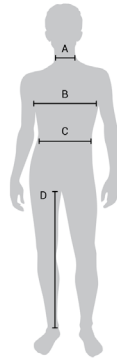
MEASUREMENTS

J10110 MODERN FIT	XS	S	M	L	XL	2XL	3XL	5XL
Garment ½ Chest (cm)	62	64	66	68	70	72	75	79

## Mens Size Guide

Fashion Biz sizes are designed to fit average industry standards for the below body measurements. Please use this handy Body Measurement Guide to compare your own measurements and help you determine which size to order.

Use these measurements as a guide when selecting the right size garment, but also take into consideration the garment fit.



### A. NECK

Measure around the middle of your neck at collar level, keeping the tape loose to make allowance for comfort.

### B. CHEST

Measure under your arms and across shoulder blades, around the fullest part of your chest. Hold one finger between body and tape.

### C. WAIST

Measure around your natural waistline while holding one finger between body and tape. Measure over shirt at position your pants would normally sit.

### D. IN SEAM

Measure from the crotch seam to the bottom of the inside leg of a well-fitting pair of pants.

Size	Neck		Chest		Waist	
	cm	in	cm	in	cm	in
Shirts, Jackets, Outerwear						
XXS	34	13.4	87	34.3	72	28
XS	36	14.2	92	36.2	77	30
S	38	15	97	38.2	82	32
M	40	15.7	102	40.2	87	34
L	42	16.5	107	42.1	92	36
XL	44	17.3	112	44.1	97	38
2XL	46	18.1	117	46.1	102	40
3XL	48	18.9	122	48	107	42
4XL	50	19.7	127	50	112	44
5XL	52	20.5	132	52	117	46
-	-	-	137	54	122	48
-	-	-	142	56	127	50

Size	Waist		In Seam - Reg		In Seam - Stout	
	cm	in	cm	in	cm	in
Trousers						
72	72	28	80	31	-	-
77	77	30	81	32	-	-
82	82	32	81	32	-	-
87	87	34	82	32	-	-
92	92	36	82	32	-	-
97	97	38	83	33	-	-
102	102	40	83	33	-	-
107	107	42	84	33	81	32
112	112	44	84	33	81	32
117	117	46	84	33	82	32
122	122	48	84	33	82	32
127	127	50	84	33	83	33



### TAILORED / SLIM FIT

Tapered through the chest, shoulders and waist for a slim fit.



### CLASSIC FIT

Modern cut, with ease through the chest and shoulders.



### EASY FIT

Fuller, more generous cut for a relaxed fit.



### TAILORED FIT

Mid rise, semi-slim through hip and thigh with a narrower leg.



### REGULAR FIT

Mid rise, contoured through the hip and thigh with a straight leg.



### EASY FIT

Mid rise with added ease through the seat, hip and thigh. Looser fit for extra comfort..

All measurements in this catalogue are approximate and are for reference only. Our size charts are a guide only and sizing may vary according to the style, fabric and fit of the actual garment. Waist specifications are measured at the natural waist which are to be considered even though garments will generally fit lower.

**CAP OR BEANIE (one size fits most)**

**Embroidered logo centre**

**Cost \$19.25**



**FOR JUDGES (SP-1, SP-2 and fully qualified) ONLY**

## **JUDGES ZIP PULLOVER**


**Embroidered logo left chest**



**Embroidered under logo**

**JUDGE**

**Cost \$75.00**





## MATERIAL

250gsm high tech stretch 92% polyester 8% elastane

Moisture wicking

## FIT

Tapered fit

## FEATURES

Exposed high-zip with rubber puller

Contrast fabric detailing on body

Raglan sleeves

Contrast cover stitch detailing on shoulders and sleeves

UV protection 50

DRI GEAR XTF (Xtreme Technical Fabric) reflective print

## COLOURS

Black/Royal, Black/White, Black/Charcoal, Navy/White

## SIZING TABLE

Youth Sizes:	6-8	8-10	10-12
	4XS	3XS	XXS
½ chest (cm):	39.5	42	44.5

Womens Sizes:	8	10	12	14	16
	XXS	WXS	XS	S	M
½ chest (cm):	44.5	47	49	51	53.5

Mens Sizes:	XS	S	M	L	XL	XXL	3XL	5XL
½ chest (cm):	49	51	53.5	56	58.5	61	63.5	68.5